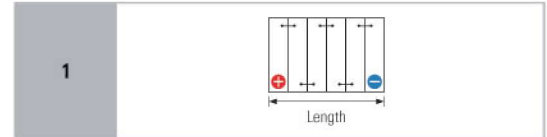
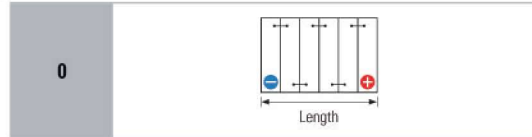
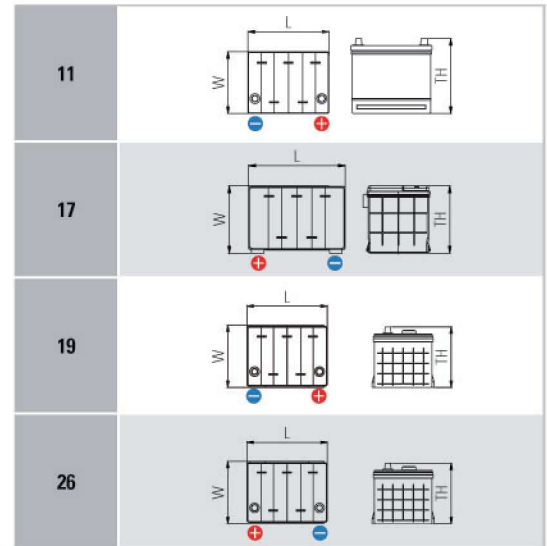
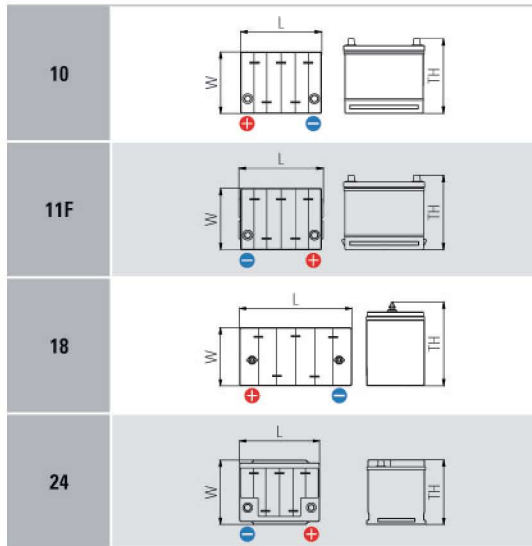


TECHNICAL INFORMATION Layout, Terminals & Hold-Down

LAYOUT FOR JIS & DIN



LAYOUT FOR BCI



TERMINALS

Terminal	A (Standard)	B (Small)	Top Post	Dual Fit	4F	Stud	Side
Positive						 3/8"-16 Threads	
Negative						 3/8"-16 Threads	

* DT: Dual Terminal (Standard + Side)

HOLD-DOWN

B1	 10.5mm on long sides only	
B4	5 notches 19.0mm on long sides only	
B5	 slots on long sides, 29.0mm on short sides	
B6	 slots on long sides, 29.0mm on short sides	
B8	 13.5mm on long sides only	
B9	 slots on long sides, 29.0mm on short sides	
B13	5 notches 10.5mm on all four sides	
B14	5 notches 19.0mm on all long sides, 10.5mm on short sides	

* For B0 there is no Hold-Down